



GRILL CABIN 9.2 M² WITH SLOPING WALLS



PRODUCT DESCRIPTION

Design, ergonomics and more comfortable sitting places let you fall in love with the product immediately! **Grill cabin 9.2 m2 with sloping walls** will help your garden look amazing. High-quality materials ensure the longevity of a grill house and easy use. Cabin walls are made of rounded spruce boards.

The roof is made of six elements and covered with bitumen shingles (different colors can be selected).

The cabin has three double glazed windows, one of which opens. Besides that, the door is decorated with an original hexagonal window. Also, there are five benches in the cabin; two of these benches easily transform into holding benches: just turn over the additional board. The floor is easily assembled from separate components.

Inside the cabin, there is a convenient wood- or charcoal-fired grill with a table around it. Also, one adjustable cooking platform and two special platforms for a kettle, frying pan, etc. can be found. Above the grill, there is an adjustable chimney. Finally, the cabin is lockable, and there is a small porch with a roof at the entrance.



SPECIFICATION

People	12-15 persons
Timber	Spruce
Shape	Hexagon
Room	1
Inside area	9.2 m ²
Total height	3062 mm
Wall height	1161 mm
Floor thickness	18 mm
Roof thickness	18 mm
Wall thickness	45 mm
External dimension	3760 x 3256 mm
Door size	782 x 1630 mm
Window size	880 x 510 mm

STANDARD SET

Wall, floor, roof panels from spruce;

Roof covered with bitumen shingles of your selected color;

Inside standard grill with cooking platforms;

Tables around the grill;

Adjustable chimney;

3 double glass windows (1 of them is opening);

Door with a lock and hexagon window;

5 inside benches from spruce (2 of them are folding benches);

Cushions for benches of your selected color.

GRILL AND CHIMNEY SET



"Premium" 6-corner grill and chimney



"Viking Premium" Grill and Chimney



"Viking" Grill and Chimney



Standard 6-corner Grill and Chimney



Luxury Grill and Chimney



Without Grill and Chimney



ACCESSORIES



Blue curtains set



Brown curtains set



Shelf for Grill cabin



Drawer



Firewood ring



Grill cover



Grill table safety fence*



Grill Chimney Extension



Reindeer hides



Door stopper



Stainless steel door sill



Wooden dishes and flatware set**

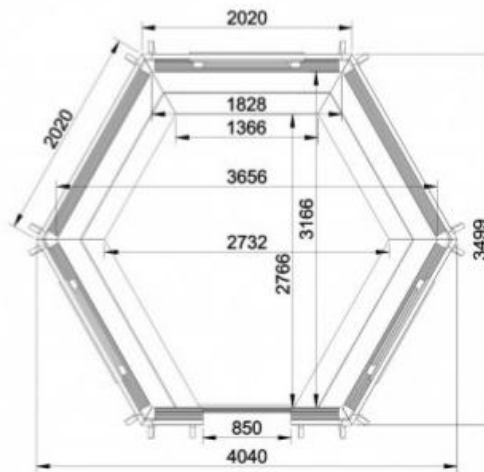
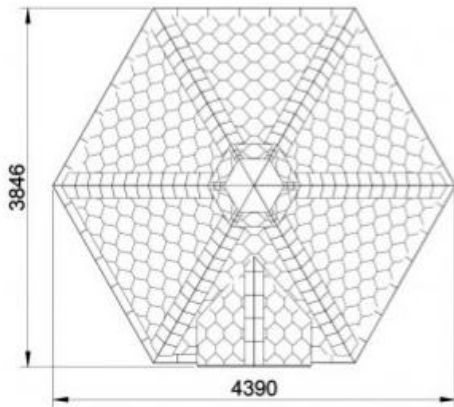


Flower pot for Pavilion and Grill

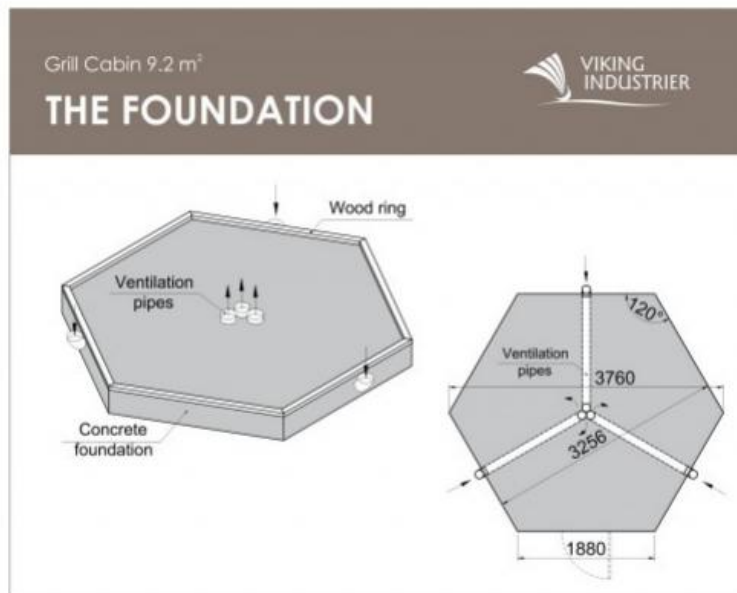
* Only for Standard 6-corner grill and chimney set

** Only for Standard 6-corner grill and chimney set

DRAWINGS



FOUNDATION



It is very important to have a proper base for your Grill Cabin. Therefore, we recommend following our sketches and consulting a qualified local builder or engineer. Making sure that the base for your product fits the location is of utmost importance.

Due to an improper base, the structure may crack. If the product is unevenly seated, the geometric shape of the building may change, which can result in the door/windows twisting, and/or gaps. In the worst-case scenario, the product may even collapse.

- Before building the base, make sure you take into account the landscape and the ground conditions on which the product will stand.
- The base under the product must be prepared specifically for the product.
- The base must be homogeneous, tight, and level.
- Make sure that the properties of the base do not change over time. We recommend making the base out of concrete and water-proofing it before installation.

If you do not follow recommendations for building the base, the product will lose its warranty!

Leiktæki & Sport ehf Austurmörk 19 - 810 Hveragerði sími 8650077 - Lts@Lts.is

www.Leiktæki.is